
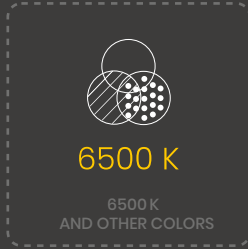

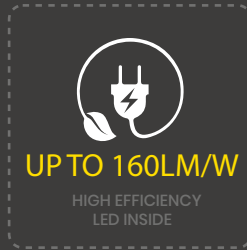
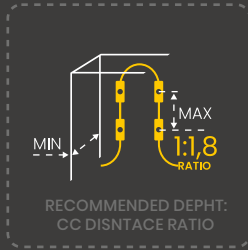
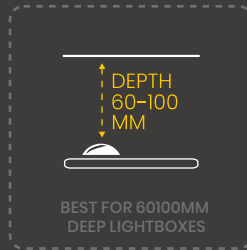


Light-emitting diode module Prism PRO1 HE+

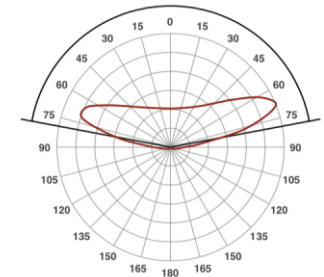
TECHNICAL INFORMATION

LED type	2835
Input	12V DC
Color temperature	6500 K
Beam angle	165°
Protection level	IP 67
Center-to-center distance	140 mm
Working temperature	-30°C + 50°C
Available colors	●
Power	0,36 W
Light output	60 lm

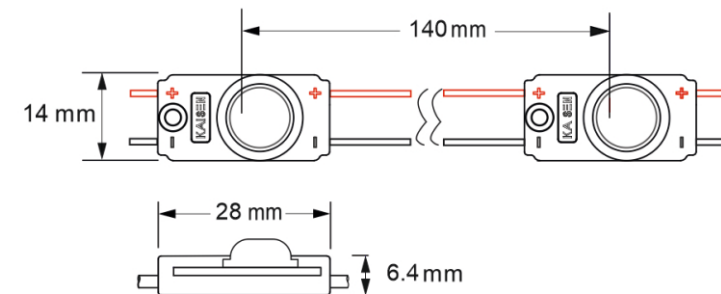


LIGHT DISTRIBUTION GRAPH

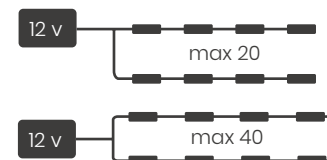
Beam angle is 165°



DIMENSIONS



CONNECTION



PACKAGING

Packing type	Chain	Package	Box
Quantity	20 pcs	200 pcs	3200 pcs
Weight	0,13 kg	1,34kg	21,5 kg

